

TIME FOR ENGLISH

STUDENT'S BOOK

PRIMARY THREE
First Term

Unit 1

At home with Mona

في المنزل مع منى



مع تمنياتي بالتفوق
مستر أحمد الخولي

مدرس أول لغة إنجليزية

01212583184

01114604979

Vocabulary كلمات الوحدة الأولى

مع السلامة



bye

أسرة



family

أب



father

أم




mother

أخت



sister

أخ



brother

جد



grandfather

جدة



grandmother

عم - خال



uncle

عمه - خاله



aunt

إبريق



jug

مربى



jam

عصير



juice

يركض



jog

طائرة نفاثة



jet

سيارة جيب



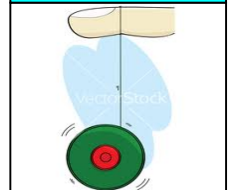
jeep

برطمان



jar

يويو



yoyo

زبادي	لذيذ الطعم	بطاطا
		
yogurt	yum	yam
حوش - فناء	صغير السن	فتلة (غزل)
		
yard	young	yarn

Conversation Time

وقت المحادثة

Unit 1

Lesson 1

Page 1



At Home with Mona

Conversation Time

A. Listen and repeat.

B. Listen and find the speakers.

C. Role-play the conversation with a partner.

- How old are you?
I'm ten. How old are you?
I'm six.



D. Review. Listen and repeat.

Bye-bye! Bye! See you tomorrow!



How old are you?



I'm ten. How old are you?



I'm six.

Match:

Hoda: How old are you?



Samir: I'm ten. How old are you?



Hoda: I'm six



Conversation Time

How old are you?

I'm nine.

How old are you?

I'm ten.

A. Look and match.

1.



How old are you?

2.



I'm seven.

3.



I'm nine.

B. Look and write.

1.



How old are you?

2.



3.



4.



1.

I'm

2.

3.

4.

C. Your turn. Draw and write.

How old are you?



Unit 1

5

01212583184
01114604979


مستر أيمن

01212583184
01114604979

مستر أيمن

General Exercises Conversation Time

1- Listen and number the pictures:



- 1- bye. 2- family
3- father. 4- mother.
5- sister.

2- Choose the correct words between brackets:

- 1- I ten
(am - are - is)
2- old are you ?
(Where - What - How)
3- Bye! you tomorrow.
(watch - see - look)
4- He ten.
(is - am - are)
5- We happy.
(is - am - are)

3- Punctuate the following :


how old are you

.....

4- Read and match A with B:

A	B
1- How old	a- tomorrow.
2- I'm	b- is it?
3- See you	c- bye.
4- Bye -	d- ten.
	e- are you?

5- Unscramble the words under the pictures:



cnlue utna throerb ent

6- Write a sentences under each picture:



7- Listen and fill in the gaps:

Hoda: How old are you?
Samir: I'm How old
are you?
Hoda: six

8- Copy the following:

Bye! See you tomorrow.

مع تمنياتي بالتفوق
مستر أحمد الخولي.
مدرس أول لغة إنجليزية

Word Time

وقت الكلمات

Unit 1

Lesson 2

Page 2

A. Listen and repeat.

1. mother
2. father
3. sister
4. brother
5. grandmother
6. grandfather



Punctuations علامات الترقيم

= هي علامات تأتي لفصل الجمل عن بعضها و
لتمييز بعض الكلمات فيها.

Capital letters الحروف الكبيرة

- ١- تأتي في بداية الجملة بكل أنواعها.
- 1- How old are you?
- ٢- أول حرف من أسماء الأشخاص و البلاد و المدن.
- 2- Omar - Egypt - Cairo.
- ٣- أول حرف من أسماء الأنهار و البحار .
- 3- Red Sea. Giza Zoo.
- ٤- أول حرف من أيام الأسبوع و شهور السنة.
- 4- Sunday - May
- ٥- الضمير I في أي مكان في الجملة.
- 5- Sokkara and I like English.

Word Time



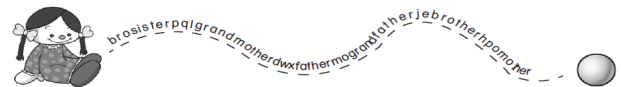
A. Look and circle.

1. sister
mother
2. grandfather
father
3. mother
brother
4. brother
sister
5. grandmother
grandfather
6. mother
father

B. Unscramble and write.

1. tisesr sister
2. bothrer brother
3. herfat father
4. thomer mother

C. Find and circle.



6

Unit 1

General Exercises Word Time

1- Listen and fill in the gaps:


A: Bye!

B: Bye! you tomorrow.


2- Read and match A with B:

A	B
1- Hello. I'm	a- the guitar?
2- How old	b- a song
3- Bye! See	c- Sokkara.
4- Can you play	d- are you ?
	e- you tomorrow.

3- Unscramble the words under the pictures:



4- Listen and number the pictures:



1- bike.

2- ten

3- grandfather.

4- see.

5- grandmother.

5- Choose the correct words between brackets:

1- is my father.

(We - He - I)

2- Bye! See you

(am - ten - tomorrow)

3- I six.

(am - is - are)

4- How are you?

(am - is - old)

5- I love my

(mother - she - it)

6- Copy the following:

Hala is my sister.

I love my mother.

Practice Time

وقت الممارسة

Unit 1

Lesson 3

Page 3

Practice Time

A. Listen and repeat.

Who's | he?
she?

Who's = Who is

He's my father.

She's my mother.

He's = He is | She's = She is

B. Listen and repeat. Then practise with a partner.

1. Who's she?
She's my sister.



2. Who's he?
He's my father.



3. Who's she?
She's my grandmother.



4. Who's he?
He's my grandfather.



5. Who's he?
He's my brother.



6. Who's she?
She's my mother.



C. Look at page 2. Point to the picture and practise with a partner.

D. Listen and sing along. (See "The Family Song" on page 57.)

Who's | he?
she?

Who's = Who is

He's my father.

She's my mother.

He's = He is


She's = She is

Practice Time

Who's she?
She's my sister.



Who's he?
He's my father.



Who's she?
She's my grandmother.

Who's she?
She's my grandmother.



Who's he?
He's my grandfather.

Who's he?
He's my grandfather.



Who's he?
He's my brother.

Who's he?
He's my brother.



Who's she?
She's my mother.

Who's she?
She's my mother.



Structures قواعد لغوية

1- Verb to "Be" فعل يكون

ضمائر الفاعل	مضارع
I أنا	am
He هو	Is
She هي	
It هو/هي (الغير العاقل)	
We نحن	Are
You أنت / أنتم	
They هم	

2 - Who ? من للعاقل.... ؟

= هي أداة استفهام تسأل عن الفاعل العاقل.

Who is he? = Who's he?

أمثلة

- Who is he?

He is my father.

He's my father.

و للإجابة عليه أيضاً نستخدم :-

This is

- This is my

- This is my uncle.

Practice Time

Who's he?

Who's she?

She's my sister.

He's my father.

A. Look and check (✓) the correct box.

1.


☒

Who's he?

☐

Who's she?

☐

He's my grandfather.

☐

She's my mother.

2.


☐

Who's he?

☐

Who's she?

☐

He's my brother.

☐

She's my sister.

B. Look and write.

1.



Who's

2.



Who's

Unit 1

7



The Family Song

(Melody: Skip to My Lou)



Who's he?

He's my brother.

Who's he?

He's my father.

Who's he?

He's my grandfather.

This is my family.

Who's she?

She's my sister.

Who's she?

She's my mother.


Who's she?

She's my grandmother.

This is my family.

General Exercises Practice Time

1- Listen and number the pictures:



- 1- She is my sister.
- 2- He is my brother.
- 3- She's my mother.
- 4- He is my grandfather.
- 5- He's my father.

2- Choose the correct words between brackets:

- 1- is she?
(How - Who - What)
- 2- He's my
(father - sister - mother)
- 3- Who's ?
(are - you - he)
- 4- is my mother.
(This - He - Who)
- 5- She's my grandmother.
(she - my - he)

مع تمنياتي بالتفوق

مستشار أحمد الخولي

مدرس أول لغة إنجليزية

01212583184

01114604979

3- Read and match A with B:

A	B
1- Who is	a- She's my sister.
2- This	b- He's my uncle.
3- Who's she?	c- she ?
4- Who's he?	d- is he ?.
	e- is my family.

4- Write a sentences under each picture:



Phonics Time

وقت الصوتيات

Unit 1

Lesson 4


Page 4

Phonics Time

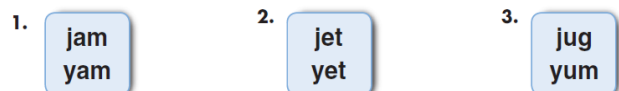
A. Listen and repeat.



B. Does it begin with j or y? Listen and write.

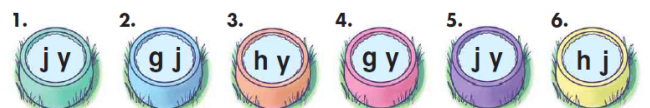


C. Read the words.

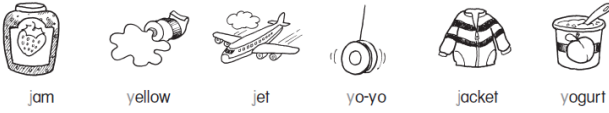


D. Look at C. Listen and point.

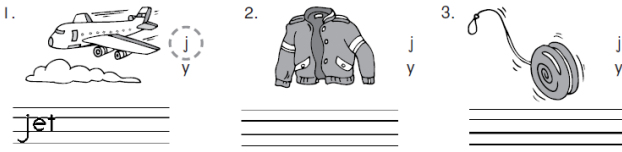
E. Does it begin with g, h, j, or y? Listen and circle.



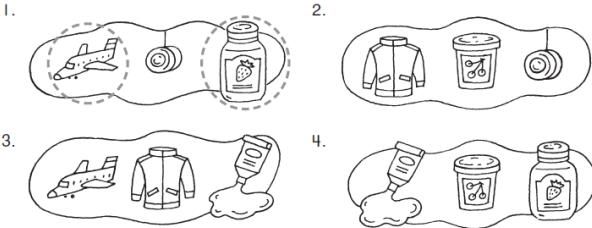
Phonics time



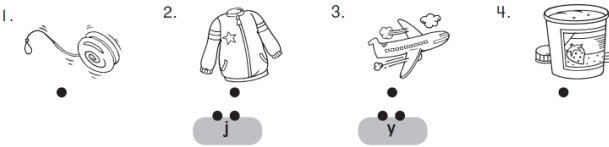
A. Does it begin with j or y ? Circle and write.



B. Which pictures begin with the same sound? Circle.



C. Look and match.



General Exercises Phonics Time

1- Unscramble and write:

1- is - father - He - my .

2- is - Who - she ?

3- brother - is - This - my.


4- She's - grandmother - my .

5- brother - my - is - Abdo.

2- Punctuate the following:

who is she

3- Match the words with the pictures:



..... jog.

..... jug.

..... jet.

..... juice.

..... jam.

4- Unscramble the words under the pictures:




eejp

raj

ooyy

rtugyo

5- Write a sentences under each picture:



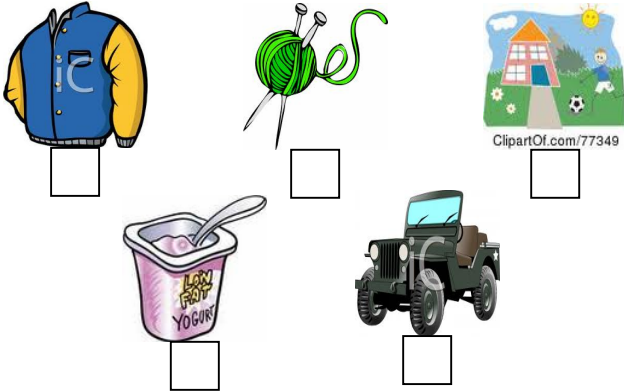
6- Punctuate the following:

i like yogurt

مع تمنياتي بالتفوق
مستر أحمد الخولي
مدرس أول لغة إنجليزية
01212583184
01114604979

Test 1

1- Listen and number the pictures:



- 1- yard. 2- yogurt.
- 3- jeep. 4- yarn.
- 5- jacket.

2- Listen and fill in the gaps:

Hoda: How are you?
 Samir: I'm ten old
 are you?
 Hoda: I'm six

3- Read and match A with B:

A	B
1- See	a- live in Giza.
2- How old	b- That's okay.
3- Sh!	c- you tomorrow.
4- Sorry.	d- Be quiet.
	e- are you?

4- Choose the correct words between brackets:

- 1- Who he?
 ('ve - 're - 's)
- 2- I'm ten old.
 (years - year - hours)
- 3- This my family.
 (am - is - are)
- 4- he play the guitar?
 (Can - Nice - Are)
- 5- Sh! quiet.
 (Be - Can - Sorry)

5- Unscramble the words under the pictures:



muy dray kcjate tej

6- Write a sentences under each picture:



7- Punctuate the following:

bye! See you tomorrow

8- Copy the following:

I like juice.

Mona is my sister

TIME FOR ENGLISH


STUDENT'S BOOK

PRIMARY THREE
First Term

Unit 2

In the classroom.

في الفصل



مع تمنياتي بالتفوق
مستراً أيمناً الخولي.

مدرس أول لغة إنجليزية

01212583184

01114604979

Vocabulary كلمات الوحدة الثانية

السبت



Saturday

الأحد



Sunday

الاثنين



Monday

الثلاثاء



Tuesday

الأربعاء



Wednesday

الخميس



Thursday

الجمعة




Friday

عيد ميلاد



birthday

فصل



classroom

جيد



cool

يكتب



write

يتكلم



talk

يرسم



draw

يقرأ



read

ينام



sleep

يأكل



eat

يلون



colour

يجلس



sit

يقف  stand	حمل  lamb	ضوء  light
ليمون  lemon	راديو  radio	صخرة  rock
رجل  leg	يجري  run	قاد  led
بحيرة  lake	يضحك  laugh	يجر  lug
صحيح  right	قوس قزح  rainbow	سجادة  rug
مسطرة  ruler	انسان آلي  robot	لمبة  lamp

Conversation Time

وقت المحادثة



In the Classroom

Conversation Time

A. Listen and repeat.

B. Listen and find the speakers.

C. Role-play the conversation with two other students.



Is today Monday?



No, it's Tuesday.



Yay! My birthday is on Wednesday!



Cool!

D. Review. Listen and repeat.

Who's she?

She's my mother.



Is today Monday?



No, it's Tuesday.



Yay! My birthday is on Wednesday!



Cool!

Match:

Leila: Is today Monday?



Ali: No, It's Tuesday.



Sarah: Yay! My birthday is on Wednesday!



Leila: Cool!





Conversation Time

Is today Monday?

No, it's Tuesday.

Yay! My birthday is on Wednesday!



A. Look and match.




No, it's Tuesday

Cool!

Is today Monday?

Yay! My birthday is on Wednesday!

B. Look and write.



General Exercises Conversation Time

1- Choose the correct words between brackets:

- 1- Is Monday?
(cold - today - she)
- 2- is she?
(Where - What - Who)
- 3- My birthday is Wednesday.
(on - at - in)
- 4- today Sunday?
(Is - Am - Are)
- 5- She's my
(mother - father - brother)

2- Punctuate the following :

is today monday?

3- Read and match A with B:

A	B
1- Is today	a- she?
2- No,	b- Monday?
3- My birthday	c- is on Wednesday.
4-Who is	d- it's Tuesday.
	e- Cool!

4- Unscramble the words under the pictures:



looc

udnSya

Mndoya

irFyad

5- Write a sentences under each picture:



6- Listen and fill in the gaps:

Leila: Is today ?

Ali : No, It's Tuesday.

Sarah: Yay! birthday
is on Wednesday!

Leila: Cool!

7- Copy the following:

My birthday is on Thursday.

Word Time

وقت الكلمات

Unit 2

Lesson 2

Page 10

A. Listen and repeat.



1. write



2. talk



3. draw



4. read



5. sleep



6. eat



Structures

قواعد لغوية

السؤال عن أيام الأسبوع

- Is today ? هل اليوم هو

- Is today Monday?

- فتكون الاجابة :-

- Yes, it is.

- No, it isn't.

ملحوظة هامة

يأتي حرف الجر on قبل أيام الاسبوع.

My birthday is on Monday.

Word Time



read



talk



eat



write

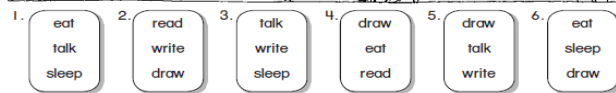



sleep




draw

A. Look and circle.



B. Look and write.



14

Unit 2

General Exercises Word Time

1- Listen and fill in the gaps:

Leila: Is Monday?

Ali: No, It's Tuesday.

Sarah: Yay! My birthday
is Wednesday!

Leila: Cool!

2- Read and match A with B:

A	B
1- May I borrow	a- He's my father.
2- Who's he?	b- a song
3- Mona is in	c- a classroom.
4- How old	d- a pen, please ?
	e- are you?

3- Unscramble the words under the pictures:



irtew



klta




wdra



dear

4- Listen and number the pictures:



1- eat.

2- sleep

3- stand.

4- sit.

5- colour.

5- Choose the correct words between brackets:

- 1- today Friday?
(Are - Am - Is)
- 2- She's my
(sister - brother - father)
- 3- My is on Wednesday.
(Sunday - Monday - birthday)
- 4- He can in the classroom.
(sleep - eat - write)
- 5- They can the book.
(mother - read - it)

6- Copy the following:

He's my brother.

Today is my birthday.

Practice Time

وقت الممارسة

Unit 2

Lesson 3

Page 11

Practice Time

A. Listen and repeat.

I'm
He's | drawing.
She's

I'm = I am He's = He is She's = She is

I'm not
He isn't | writing.
She isn't

isn't = is not

B. Listen and repeat. Then practise with a partner.

1. She's talking.
She isn't sleeping.



2. He's sleeping.
He isn't talking.



3. I'm reading.
I'm not eating.



4. I'm eating.
I'm not reading.



5. She's writing.
She isn't drawing.



6. He's drawing.
He isn't writing.



C. Look at page 10. Point to the picture and practise with a partner.

D. Listen and chant. (See "He Isn't Reading" on page 57.)

Unit 2

11

I'm

He's

She's

drawing.

I'm = I am

He's = He is

She's = She is

I'm not

He isn't

She isn't

writing.

isn't = is not

Practice Time

- She's talking.
- She isn't sleeping.



- He's sleeping.
- He isn't talking.



- I'm reading.
- I'm not eating.



- I'm eating.
- I'm not reading.



- She's writing.
- She isn't drawing.



- He's drawing.
- He isn't writing.



Structures قواعد لغوية

Present Continuous

زمن المضارع المستمر

الاستخدام :- نستخدم زمن المضارع المستمر لنعبر به عن فعل حدث منذ فترة و لكنه مستمر حتى الآن أو وصف ما يحدث أمام أعيننا الآن و يستخدم مع كلمات مثل :-
انظر look الآن now

التكوين

فاعل + am – is - are + الفعل + ing

Examples:-

2- Ali is playing tennis now.

عند السؤال في زمن المضارع المستمر نقوم بتقديم الفعل المساعد علي الفاعل كالآتي:-

2- Is Ali playing tennis?

الاستفهام

عند نفي الفعل في هذا الزمن نضع not بعد الفعل المساعد.

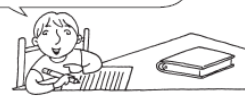
Ali is drinking.

ملحوظة هامة:-

- 1- إذا انتهى الفعل ب (e) تحذف قبل اضافة ال (ing).
- 2- إذا انتهى الفعل بحرف متحرك و يسبقه ساكن يضاعف الحرف الأخير قبل اضافة (ing)

Practice Time

I'm writing. I'm not reading.



She's sleeping. She isn't eating.



A. Look and match.

1.



He's talking.
He isn't writing.

2.



I'm eating.
I'm not sleeping.

3.



She's reading.
She isn't drawing.

B. Look and write.

1.



2.



3.



4.



He Isn't Reading

He isn't reading.

He isn't reading.

He isn't writing.

He isn't writing.

He isn't reading.

He isn't writing.

He's drawing! He's drawing!

She isn't eating.

She isn't eating.

She isn't talking.

She isn't talking.

She isn't eating.


She isn't talking.

She's sleeping! She's sleeping!



General Exercises Practice Time

1- Listen and number the pictures:



- 1- She is reading.
- 2- He is drawing.
- 3- I'm sleeping.
- 4- He is eating.
- 5- He's my brother.

2- Choose the correct words between brackets:

- 1- He is
(draw - draws - drawing)
- 2- am writing.
(She - I - He)
- 3- She is eating.
(not - note - net)
- 4- They're
(talking - talk - talks)
- 5- He reading.
(am - is - are)

مع تمنياتي بالتفوق
مستر أحمد الخولي

مدرس أول لغة إنجليزية

01212583184

01114604979

3- Read and match A with B:

A	B
1- Who is	a- She's my sister.
2- This	b- He's my uncle.
3- Who's she?	c- she ?
4- Who's he?	d- is he ?.
	e- is my family.

4- Write a sentences under each picture:



Phonics Time

وقت الصوتيات


Unit 2

Lesson 4

Page 12

Phonics Time

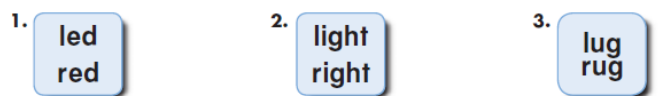
A. Listen and repeat.



B. Do they both begin with the same sound? Listen and write ✓ or X.

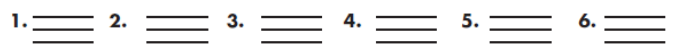


C. Read the words.



D. Look at C. Listen and point.


E. Does it begin with j, l, r, or y? Listen and write.



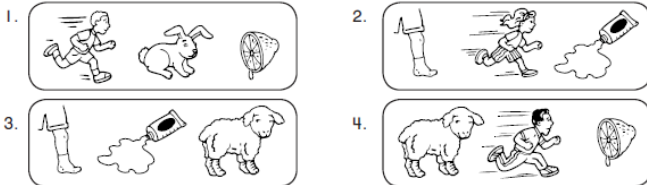
Phonics Time




A. Does it begin with **l** or **r**? Circle and write.



B. Which picture begins with a different sound? Write **X**.



C. Which pictures begin with the letter? Circle.



General Exercises Phonics Time

1- Unscramble and write:

1- is - reading - He - a book .

2- Monday - Is - today ?

3- eating - is - She - not.

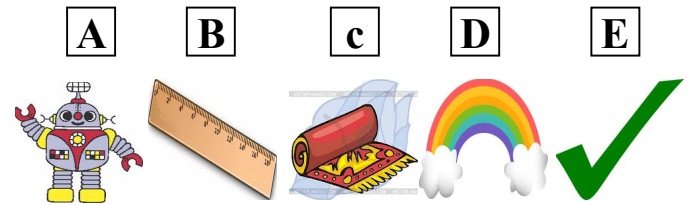
4- He - writing - isn't - Friday - on.

5- am - sleeping - not - I.

2- Punctuate the following:

they re playing.

3- Match the words with the pictures:



..... right.

..... ruler.

..... rug.

..... robot.

..... rainbow.

4- Unscramble the words under the pictures:



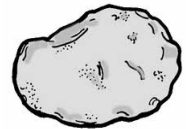
ulg

aelk

hgual

nru

5- Write a sentences under each picture:




6- Punctuate the following:

he is laughing

مع تمنياتي بالتفوق
مسترا أحمد الخولي
مدرس أول لغة إنجليزية
01212583184
01114604979

Test 2

1- Listen and number the pictures:



- 1- sleep. 2- leg.
3- rainbow. 4- colour.
5- laugh.

2- Listen and fill in the gaps:

Leila: Is today Monday?
Ali : No, Tuesday.
Sarah: Yay! My birthday
is on Wednesday!
Leila: !

3- Read and match A with B:

A	B
1- May I borrow	a- is on Wednesday.
2- My birthday	b- my mother.
3- Is today	c- your pen, please?
4- She's	d- Be quiet.
	e- Monday?


4- Choose the correct words between brackets:

- 1- She sleeping. She's eating.
(doesn't - isn't - aren't)
2- My birthday is Wednesday.
(at - in - on)
3- old are you?
(How - What - Who)
4- The boy writing.
(are - is - am)
5- May I your pen, please?
(make - eat - borrow)

5- Unscramble the words under the pictures:



6- Write a sentences under each picture:



7- Punctuate the following:

i go to school on Sunday

8- Copy the following:

My birthday is on Monday.

Mustafa is drawing.

TIME FOR ENGLISH

STUDENT'S BOOK

PRIMARY THREE
First Term

Unit 3

At a birthday party

في حفلة عيد ميلاد



مع تمنياتي بالتفوق
مستر أحمد الخولي.

مدرس أول لغة إنجليزية

01212583184

01114604979

Conversation Time

وقت المحادثة

Unit 3

Lesson 1

Page 17

Vocabulary كلمات الوحدة الثالثة

حفلة  party	يفتح  open	سعيد  happy
يبكي  cry	يغني  sing	يصيح  shout
يجري الآن  running	يمشي  walk	يرقص  dance
يقبل  kiss	يصفق  clap	حلوى  candy
فنجان  cup	يقطع  cut	بطة  duck



شاحنة

truck



مريض

sick



ظهر

back



ملكة

queen



سؤال

question



يتخلص من

quit



صندوق

box



ثعلب

fox



ثور

ox



At a Birthday Party

Conversation Time

A. Listen and repeat.

B. Listen and find the speakers.

C. Role-play the conversation with two other students.

- This is for you.
- Happy birthday.
- Thanks.
- You're welcome. Open it.



D. Review. Listen and repeat.



17



This is for you.



Happy birthday.



Thanks.



You're welcome.

Open it.

Match:

Hoda: This is for you.

Mona: Happy birthday.

Dalia: Thanks.

Hoda: You're welcome.

Open it.



Conversation Time

This is for you. Thanks. You're welcome. Open it.

Happy birthday.

A. Unscramble and match.

1. rue'yo meelcow. peno ti.
2. knaths.
3. sith si rfo uyo.
4. pphya thardiby.

This is for you.

Happy birthday.

Thanks.

You're welcome. Open it.

B. Look and write.



1. This _____
2. _____
3. _____
4. _____

Unit 3

21

01212583184
01114604979


مستر أيمن

01212583184
01114604979

مستر أيمن

General Exercises Conversation Time

1- Listen and number the pictures:



- 1- This is for you..
- 2- I'm five.
- 3- I'm eating.
- 4- I'm sleeping.
- 5- He is happy.

2- Choose the correct words between brackets:

- 1- This for you.
(am - are - is)
- 2- He is
(sleeping - sleep - sleeps)
- 3- birthday.
(Sad - Happy - Bad)
- 4- You're Open it.
(welcome - eating - write)
- 5- Happy birthday.
(Sorry - Thanks - Okay)


3- Punctuate the following :

happy birthday, Mustafa

4- Read and match A with B:

A	B
1- You're	a- it.
2- This is	b- birthday.
3- Open	c- welcome.
4- Happy	d- cup.
	e- for you.

5- Unscramble the words under the pictures:



ytrpa poen phapy ycr

6- Write a sentences under each picture:



7- Listen and fill in the gaps:

Hoda: This is you.
Mona: Happy birthday.
Dalia: Thanks.
Hoda: You're welcome.
..... it.

8- Copy the following:

Happy birthday.

Word Time

وقت الكلمات

Unit 1

Lesson 3

Page 18

A. Listen and repeat.

1.  cry
2.  sing
3.  shout
4.  run
5.  laugh
6.  walk



Structures قواعد لغوية

Birthday Greetings تحيات عيد الميلاد

- لإعطاء شخص هدية نستخدم:

- This is for you. هذه لك

- عند تهنئة شخص بمناسبة عيد ميلاده:

- Happy birthday. عيد ميلاد سعيد

- للتعبير عن الامتنان و الشكر نستخدم:

- Thanks. شكراً

- Thank you. شكراً







- للرد على الشكر نستخدم:

- You're welcome. على الرحب و السعة







Word Time



A. Look and circle.

1.  cry shout run
2.  shout laugh cry
3.  laugh cry sing
4.  walk sing laugh
5.  shout run walk
6.  cry laugh sing

B. Look and write.

1.  1. walk
2.  2. _____
3.  3. _____
4.  4. _____
5.  5. _____
6.  6. _____

General Exercises Word Time

1- Listen and fill in the gaps:

A: I'm


B: sleeping



2- Read and match A with B:

A	B
1- Happy	a- She isn't eating.
2- He's	b- for you.
3- She's singing	c- Sokkara.
4- This is	d- birthday.
	e- clapping.

3- Unscramble the words under the pictures:




klwa

andce

skis

hsuot

4- Listen and number the pictures:



1- cut.

2- cry

3- sing.

4- party.

5- running.

5- Choose the correct words between brackets:

- 1- She's a hamburger.
(drinking - eat - eating)
- 2- Here you
(am - ten - are)
- 3- These children walking.
(am - is - are)
- 4- How are you?
(am - is - old)
- 5- This is you ,Mona.
(four - for - far)

6- Copy the following:

Happy birthday.

She's singing a song.

Practice Time

وقت الممارسة

Unit 3

Lesson 3

Page 19

Practice Time

A. Listen and repeat.

We're
You're
They're

singing.

We're = We are You're = You are
They're = They are

We
You
They

aren't crying.

aren't = are not

B. Listen and repeat. Then practise with a partner.

1. You're crying.
You aren't singing.



2. You're singing.
You aren't crying.



3. We're shouting.
We aren't laughing.



4. We're laughing.
We aren't shouting.



5. They're running.
They aren't walking.



6. They're walking.
They aren't running.



We're
You're
They're

singing.

We're = We are You're = You are

They're = They are

We
You
They

aren't crying.

aren't = are not

Practice Time

- You're crying.
- You aren't singing.



- You're singing.
- You aren't crying.



- We're shouting.
- We aren't laughing.



- We're laughing.
- We aren't shouting.



- They're running.
- They aren't walking.



- They're walking.
- They aren't running.



Structures قواعد لغوية

مراجعة عامة على

Present Continuous

زمن المضارع المستمر

الاستخدام :- نستخدم زمن المضارع المستمر لنعبر به عن فعل حدث منذ فترة و لكنه مستمر حتى الآن أو وصف ما يحدث أمام أعيننا الآن و يستخدم مع كلمات مثل :-

now الآن look انظر

التكوين

فاعل + am – is - are + الفعل + ing

Examples:-

1- Ali is playing tennis now.

عند السؤال في زمن المضارع المستمر نقوم بتقديم الفعل المساعد علي الفاعل كالاتي:-

1- Is Ali playing tennis?

الاستفهام

عند نفي الفعل في هذا الزمن نضع not بعد الفعل المساعد.


Ali is drinking.

ملحوظة هامة:-

١- إذا انتهى الفعل ب (e) تحذف قبل اضافة ال (ing).

٢- إذا انتهى الفعل بحرف متحرك و يسبقه ساكن يضاعف الحرف الأخير قبل اضافة (ing)

Practice Time



A. Look and circle.

- We're walking.
We aren't running.
- They're crying.
They aren't laughing.
- We're running.
We aren't walking.
- They're singing.
They aren't shouting.
- They're shouting.
They aren't singing.
- You're singing.
You aren't walking.
- You're walking.
You aren't singing.

B. Look and write.

-
-
-



We're Singing

(Melody: Old MacDonald)




We're singing! La, la, la!
You're singing now.
We're singing! La, la, la!
You're singing now.
You're crying.
We aren't crying.
You're shouting.
We aren't shouting.
We're singing! La, la, la!
You're singing now.



We're running. Run, run, run!
You're running now.
We're running. Run, run, run!
You're running now.
You're walking.
We aren't walking.
You're laughing.
We aren't laughing.
We're running. Run, run, run!
You're running now.

General Exercises Practice Time

1- Listen and number the pictures:



- 1- They're running..
- 2- She's singing. She isn't crying.
- 3- They're dancing.
- 4- He's crying. He is hungry.
- 5- He's shouting.

2- Choose the correct words between brackets:

- 1- They eating.
(is - are - am)
- 2- You're crying. aren't eating
(He - She - You)
- 3- We are
(laughing - laugh - laughs)
- 4- They are laughing.
(are - not - no)
- 5- sleeing.
(She - My - He's)

مع تمنياتي بالتفوق
مستر أحمد الخولي

مدرس أول لغة إنجليزية

01212583184

01114604979

3- Read and match A with B:

A	B
1- She is	a- She's my sister.
2- This	b- He's my uncle.
3- Who's she?	c- she ?
4- Who's he?	d- is my family.
	e- running.

4- Write a sentences under each picture:



Phonics Time

وقت الصوتيات

Unit 3

Lesson 4

Page 20

Phonics Time

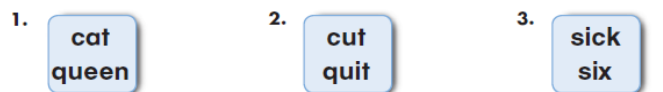
A. Listen and repeat.



B. Does it begin with c or q ? Listen and write.

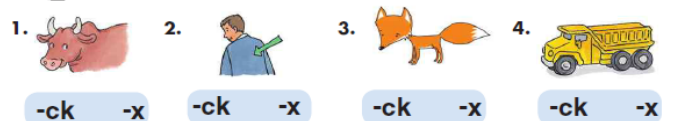


C. Read the words.



D. Look at C. Listen and point.

E. Does it end with -ck or -x? Listen and circle.



-ck -x

-ck -x

-ck -x

-ck -x

Phonics Time



box



cat



duck



queen

A. Match and write.

1. -x	2. q	3. -ck	4. c
du__	bo__	__een	__at

B. Circle and write.

1. C q	2. -ck -x
3. -ck -x	4. c q

General Exercises Phonics Time

1- Unscramble and write:

1-running-They-They're-aren't-walking

2- is - He - shouting .

3- clapping - aren't - We .


4- She's - She - isn't - eating - singing.

5- are - drawing - We.

2- Punctuate the following:

we aren't eating

3- Match the words with the pictures:



..... question.

..... ox.

..... queen.

..... box.

..... quit.

4- Unscramble the words under the pictures:



kisc

uktrc

ucdk

ndacy

5- Write a sentences under each picture:




6- Punctuate the following:

happy birthday

مع تمنياتي بالتفوق
مستر أحمد الخولي
مدرس أول لغة إنجليزية
01212583184
01114604979

Test 3

1- Listen and number the pictures:



- 1- kiss. 2- open.
3- cut. 4- party.
5- happy.

2- Listen and fill in the gaps:

Hoda: This is for
Mona: Happy birthday.
Dalia: Thanks.
Hoda: You're open it.

3- Read and match A with B:

A	B
1- You	a- birthday.
2- We're	b- you are?
3- This is	c- are welcome.
4- Happy	d- for you.
	e- singing

4- Choose the correct words between brackets:

- 1- The're football.
(plays - play - playing)
2- This is you.
(for - four - at)
3- How old you.
(am - is - are)
4- 're drawing.
(He - They - She)
5- Yeah! She's a hamburger.
(eating - playing - clapping)

5- Unscramble the words under the pictures:



ycr



puc




iutq



kics

6- Write a sentences under each picture:



7- Punctuate the following:

mona's father is a doctor

8- Copy the following:

She's eating a hamburger.

The're are football

TIME FOR ENGLISH


STUDENT'S BOOK

PRIMARY THREE
First Term

Unit 4

At the shop window

في واجهة المحل



مع تمنياتي بالتفوق
مستزاجن الخولي.

مدرس أول لغة إنجليزية

01212583184

01114604979

Vocabulary كلمات الوحدة الرابعة

محل



shop

شباك



window

توقف



hold on

يأخذ دش



shower

يشاهد



watch

فستان



dress

يرتدي ملابس



get dressed

يذاكر



study

الافطار



breakfast

يطبخ



cook

يرسم



draw

تليفون



phone

شهر مايو



May

مطر



rain

قوس قزح



rainbow

يدهن - يلون



paint

دفع



paid

يوم



day

متأخر



late

بلحة



date

يقول



say

فطيرة



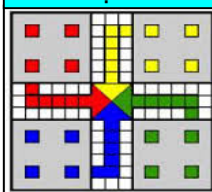
pie

خادمة



maid

لعبة




game

شريط



tape

قطار



train

عقل



brain

يصنع



make

يخبز



bake

كيك - تورتة



cake

Conversation Time

وقت المحادثة

Unit 4

Lesson 1

Page 29

Hello?

Hello. May I speak to Hisham, please?

Sure. Hold on.

No problem.



At the Shop Window

Conversation Time

A. Listen and repeat.

Hello?
Hello. May I speak to Hisham, please?
Sure. Hold on.
No problem.

B. Listen and find the speakers.

C. Role-play the conversation with a partner.



D. Review. Listen and repeat.

Is today Tuesday?

No, it's Wednesday.

Match:

Man: Hello?

Woman: Hello. May I speak to Hisham, please?

Man: Sure. Hold on.

Woman: No problem.



Conversation Time

Hello?

Sure. Hold on.

Hello. May I speak to Hisham, please?

No problem.


A. Look and write.



- Hold Hello Help
- Hello. May I speak to Hisham, please?
- sing shout speak
- sea sure soup
- No problem pencil please

General Exercises Conversation Time

1- Listen and number the pictures:



- 1- watch. 2- hold on
3- shop. 4- dress.
5- window.

2- Choose the correct words between brackets:

- 1- Mai I to Hisham, please?
(sleep - run - speak)
2- Is today ?
(Monday - No - problem)
3- Sure. Hold
(no - on - yes)
4- No, Tuesday.
(is - they're - it's)
5- problem.
(on - No - at)

3- Punctuate the following :

may I speak to hisham, please?
.....

4- Read and match A with B:


A	B
1- May I speak	a- draw.
2- Sure.	b- Tuesday.
3- Is today	c- to Ali, please?
4- No, it's	d- Monday.
	e- Hold on.

5- Unscramble the words under the pictures:



lohd no indwow srsde pohs

6- Write a sentences under each picture:



7- Listen and fill in the gaps:

Man: Hello?

Woman: Hello. I speak
to Hisham, please?

Man: Hold on.

Woman: No problem.

8- Copy the following:

May I speak to Omar?

مع تمنياتي بالتفوق
مستتر أيمن الخولي.
مدرس أول لغة إنجليزية

Word Time

وقت الكلمات

Unit 4

Lesson 2

Page 30

1.  get dressed
2.  eat breakfast
3.  walk to school
4.  study English
5.  watch TV
6.  take a shower



Remember

تذكر

Punctuations

علامات الترقيم

= هي علامات تأتي لفصل الجمل عن بعضها و لتمييز بعض الكلمات فيها.







Capital letters الحروف الكبيرة

- ١- تأتي في بداية الجملة بكل أنواعها.
- 1- How old are you?
- ٢- أول حرف من أسماء الأشخاص و البلاد و المدن.
- 2- Omar - Egypt - Cairo.
- ٣- أول حرف من أسماء الأنهار و البحار .
- 3- Red Sea. Giza Zoo.
- ٤- أول حرف من أيام الأسبوع و شهور السنة.
- 4- Sunday - May
- ٥- الضمير I في أي مكان في الجملة.
- 5- Sokkara and I like English.

Word Time



A. Circle and write.

1.  eat dressed get
get dressed
2.  walk TV watch
walk to school
3.  walk write
write
4.  take a shower talk
take a shower
5.  eat breakfast get
eat breakfast
6.  sing English study
sing English

B. Unscramble and write.

1. dusty shEglin get dressed
2. tea krahstafe eat breakfast
3. teg sedrsde walk to school
4. whact VT take a shower
5. kate a howers eat breakfast
6. lawk ot hocsol walk to school

General Exercises Word Time

1- Listen and fill in the gaps:

A: Sure. on.

B: No




2- Read and match A with B:

A	B
1- He's getting	a- watching TV.
2- He is	b- English.
3- He's taking	c- Sokkara.
4- She's studying	d- dressed.
	e- a shower.

3- Unscramble the words under the pictures:



4- Listen and number the pictures:



1- study English. 2- get dressed

3- watch TV. 4- eat breakfast.

5- walk to school.

5- Choose the correct words between brackets:

- 1- He's getting
(dressed - English - TV)
- 2- She's studying
(dressed - English - TV)
- 3- He's a shower.
(takes - talking - taking)
- 4- They're to school.
(walking - walk - walks)
- 5- He is breakfast.
(watching - eating - walking)

6- Copy the following:

Sure. Hold on.

He is eating breakfast.

Practice Time

وقت الممارسة

Unit 4

Lesson 3

Page 31

Practice Time

A. Listen and repeat.

What's he
she
it
doing?

What's = What is

He's
She's
It's
walking to school.

He's = He is She's = She is It's = It is

What are you
they
doing?

We're
They're
walking to school.

We're = We are They're = They are

B. Listen and repeat. Then practise with a partner.

1. What are they doing?
They're eating breakfast.



2. What's he doing?
He's getting dressed.



3. What's it doing?
It's watching TV.



4. What's she doing?
She's taking a shower.



5. What are they doing?
They're studying English.



6. What are you doing?
We're walking to school.



What's he
she
it
doing?

What's = What is

What are you
they
doing?

He's
She's
It's
walking to school.

He's = He is She's = She is It's = It is

We're
They're
walking to school.

We're = We are They're = They are

Practice Time

What are they doing?
They're eating breakfast.



What's he doing?
He's getting dressed



What's it doing?
It's watching TV



What's she doing?
She's taking a shower.



What are they doing?
They're studying English.



What are you doing?
We're walking to school.



Structures قواعد لغوية

Asking what someone is doing.

للسؤال عما يفعله شخص الآن

للسؤال عما يفعله شخص نستخدم:
What is أو What are

What + (is / are) + فاعل + doing?

What is she doing?

What are they doing?

- و تكون الاجابة في المضارع المستمر.

- She is getting dressed.

- They are walking to school.

ملحوظة هامة:-

١- إذا انتهى الفعل ب (e) تحذف قبل اضافة ال (ing).

٢- إذا انتهى الفعل بحرف متحرك و يسبقه ساكن
يضاعف الحرف الأخير قبل اضافة (ing)

Practice Time

What are you doing?

We're eating breakfast.

What's he doing?



He's walking to school.

A. Look and match.

1.



What's she doing?
She's watching TV.

2.



What are you doing?
We're studying English.

3.



What's it doing?
It's eating breakfast.

B. Look and write.

1.



2.





What's He Doing?

(Melody: Clementine)

What's he doing?

What's he doing?

What's Kareem doing now?

He's eating,

He's eating,

He's eating breakfast now.

What's she doing?

What's she doing?

What's Mona doing now?

She's watching,

She's watching,

She's watching TV now.

What are they doing?

What are they doing?

What are Kareem and Mona doing now?

They're studying,


They're studying,

They're studying English now.



General Exercises Practice Time

1- Listen and number the pictures:



- 1- He's getting dressed.
- 2- She's studying English.
- 3- He's walking to school.
- 4- He is drawing.
- 5- She's cooking breakfast.

2- Choose the correct words between brackets:

- 1- are you doing?
(How - Who - What)
- 2- What is doing?
(she - we - they)
- 3- We're to school.
(eating - walking - cooking)
- 4- What they doing?
(are - is - am)
- 5- He's getting
(dresses - dress - dressed)

مع تمنياتي بالتفوق
مستر أحمد الخولي.

مدرس أول لغة إنجليزية

01212583184

01114604979

3- Read and match A with B:

A	B
1- What is	a- dressed.
2- He's getting	b- to school.
3- She's cooking	c- she ?
4- They're walking	d- breakfast.
	e- she doing?.

4- Write a sentences under each picture:



.....



.....

Phonics Time

وقت الصوتيات

Unit 4

Lesson 4

Page 32

Phonics Time

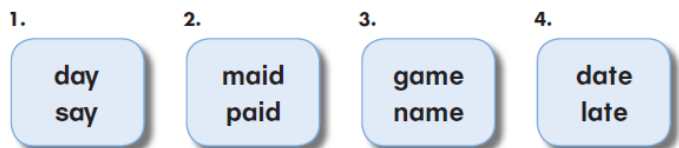
A. Listen and repeat.



B. Does it have long a? Listen and write ✓ or X.



C. Read the words.



D. Look at C. Listen and point.

E. Listen and circle.

1. grape tape
2. train brain
3. day say
4. bake make

Phonics Time



May



paint



play



lake



cake



rain

A. Match and write.




1. P _ _ nt 2. c _ k _ 3. pl _ _ 4. l _ k _ 5. M _ _ 6. r _ _ n

a _ e


ai

ay

B. Circle and write.

1.  aik c ake
2.  aint p aynt
3.  ay pl ae

C. Does it have long a? Look and circle.



General Exercises Phonics Time

1- Unscramble and write:

1- is - English - He - studying .
2- is - She - breakfast - cooking .
3- to - are - They - walking - school
4- She's - TV - watching .
5- dressed - getting - is - Mona.

2- Punctuate the following:

what is Ali doing

3- Match the words with the pictures:


A

B

C

D

E



..... make.

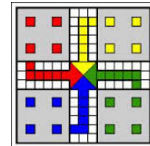
..... train.

..... bake.

..... grapes.

..... brain.

4- Unscramble the words under the pictures:



pate

meag

dmia

ipe

5- Write a sentences under each picture:



6- Punctuate the following:

i like grapes

مع تمنياتي بالتفوق

مستر أحمد الخولي.


مدرس أول لغة إنجليزية

01212583184

01114604979

Test 4

1- Listen and number the pictures:



1- paid.

2- cake.

3- say.

4- train.

5- day.

2- Listen and fill in the gaps:

Man: Hello?

Woman: My I speak to Hisham, please?

Man: Hold on.

Woman: No problem.

3- Read and match A with B:

A	B
1- May I	a- problem.
2- Sure. Hold	b- speak to Hisham.
3- No	c- eating breakfast.
4-He's	d- Be quiet.
	e- on.

4- Choose the correct words between brackets:

- 1- Kareem is TV.
(watch - watching - watches)
- 2- are you doing?
(Where - When - What)
- 3- Here you
(am - is - are)
- 4- What is she ?
(doing - do - does)
- 5- She is breakfast.
(cook - cooking - cooks)

5- Unscramble the words under the pictures:



hosrew

rdess

kcjate

tej

6- Write a sentences under each picture:



7- Punctuate the following:

we like english.

8- Copy the following:

They are eating breakfast.

Mona is my sister.

TIME FOR ENGLISH

STUDENT'S BOOK

PRIMARY THREE
First Term

Unit 5

At the airport

في المطار



© Can Stock Photo - csp9634511



مع تمنياتي بالتفوق
مسترا أحمد الخولي.

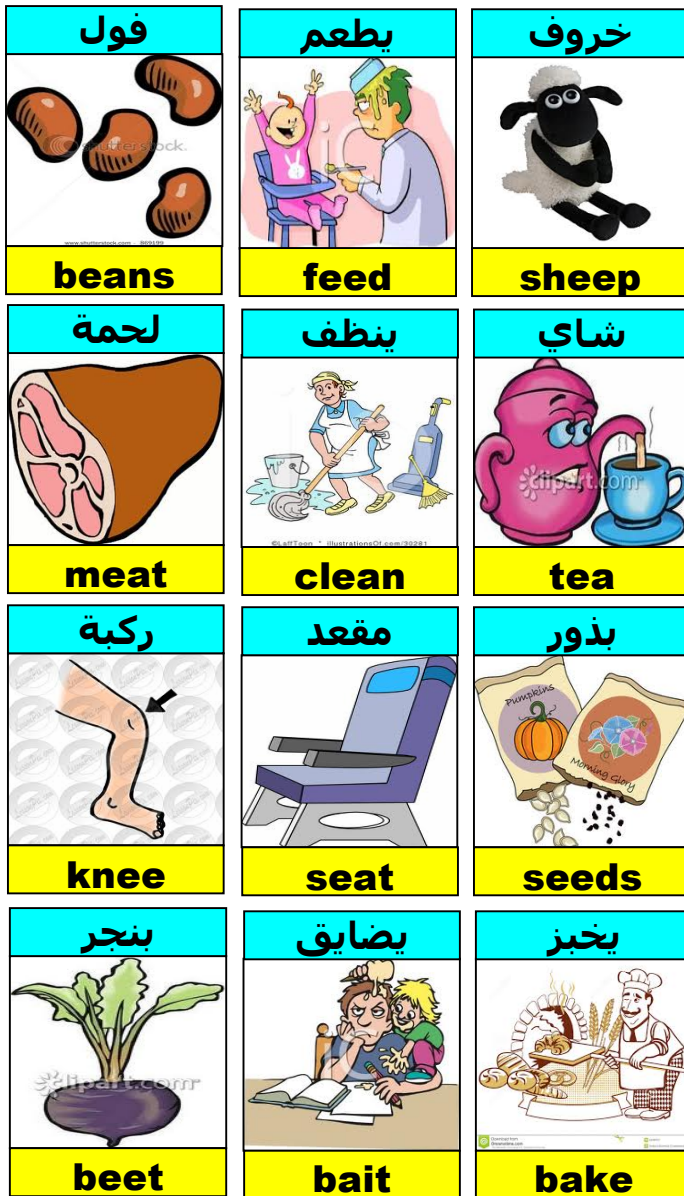
مدرس أول لغة إنجليزية

01212583184

01114604979

Vocabulary كلمات الوحدة الخامسة

مطار airport	١١ 11 eleven	١٢ 12 twelve
١٣ 13 thirteen	١٤ 14 fourteen	١٥ 15 fifteen
١٦ 16 sixteen	١٧ 17 seventeen	١٨ 18 eighteen
١٩ 19 nineteen	٢٠ 20 twenty	٣٠ 30 thirty
٤٠ 40 forty	٥٠ 50 fifty	١٠٠ 100 hundred
منقار beak	بصلة peas	أقدام feet



Conversation Time

وقت المحادثة

Unit 5

Lesson 1

Page 37



Where are you from?



I'm from France.



Oh. You speak English very well.



Thank you very much.



At the Airport

Conversation Time

A. Listen and repeat.

B. Listen and find the speakers.

C. Role-play the conversation with a partner.



Where are you from?




I'm from France.



Oh. You speak English very well.



Thank you very much.



D. Review. Listen and repeat.

What are you doing?

I'm watching TV.



Conversation Time

Where are you from?

Oh. You speak English very well.



I'm from France.



Thank you very much.

A. Circle and write.



- Where are you _____?
France from five
- _____ from France.
I'm I It's
- Oh. You _____ English very well.
sleep sick speak
- Thank you very _____.
meet much mother

B. Unscramble and write.

1.



from / Where / you / ? / are

2.



France / . / from / I'm

01212583184

01114604979

مستر أيمن

General Exercises Conversation Time

1- Listen and number the pictures:

11 12 13

14 15

1- twelve. 2- fifteen

3- thirteen. 4- eleven.

5- fourteen.

2- Choose the correct words between brackets:

- 1- are you from?
(What - Where - Who)
- 2- I'm France.
(from - at - in)
- 3- You speak English well.
(watch - see - very)
- 4- He watching TV.
(is - am - are)
- 5- Thank you very
(much - match - watch)

3- Punctuate the following :

where are you from

.....

4- Read and match A with B:

A	B
1- Thank you	a- isn't running..
2- I'm	b- are you doing?
3- What	c- very much.
4- She	d- watching TV.
	e- are walking.

5- Unscramble the words under the pictures:

40 30 20 10

tyfro htriyt tewtny ent

6- Write a sentences under each picture:



19

7- Listen and fill in the gaps:

- A: are you from?
B: I'm from France.
A: Oh. You speak
very well.
B: Thank you very much

8- Copy the following:

Thank you very much

مع تمنياتي بالتفوق

مستر أحمد الخولي.

مدرس أول لغة إنجليزية

01212583184

01114604979

مستر أيمن

01212583184

01114604979

Word Time

وقت الكلمات

Unit 5

Lesson 2

Page 38

Word Time

A. Listen and repeat.

13

thirteen

14

fourteen

15

fifteen

16

sixteen

17

seventeen

18

eighteen

19

nineteen

20

twenty

25

twenty-five

30

thirty

40

forty

50

fifty

B. Listen and write the letter.

20 ____ 17 ____ 50 ____ 40 ____ 15 ____ 13 ____ 25 ____ 18 ____

C. Listen and point.

D. Write the words. (See pages 60-62.)



Drill

Listen and write the letters

20

18

17

16

11

13

1- sixteen.

2- eighteen

3- thirteen.

4- eleven.

5- seventeen.

6- twenty

Word Time

13 thirteen

16 sixteen

19 nineteen

30 thirty

14 fourteen

17 seventeen

20 twenty

40 forty

15 fifteen

18 eighteen

25 twenty-five

50 fifty

A. Look and circle.

1. 14

fifteen
fourteen
sixteen

2. 17

twenty
seventeen
nineteen

3. 25

twenty-five
nineteen
eighteen

B. Count, match, and write.

1.




• 16

2.



• 20

3.



• 17

C. Look and write.

1.

33

2.

48

3.

21

General Exercises Word Time

1- Listen and fill in the gaps:

A: are you from?

B: I'm from

2- Read and match A with B:

A	B
1- This is	a- France.
2- Thank you	b- five
3- I'm from	c- Hold on.
4- twenty-	d- for you
	e- very much.

3- Unscramble the words under the pictures:

20

wnetyn

30

htriyst


40

tyrfo

50

itffy

4- Listen and number the pictures:



- 1- hundred. 2- thirteen
3- nineteen. 4- sixteen.
5- eighteen.

5- Choose the correct words between brackets:

- 1- Where are you ?
(from - farm - for)
2- You English very well.
(am - speak - watch)
3- What you doing?
(am - is - are)
4- How old are you? I'm
(too - thirteen - from)
5- He drawing.
(am - is - are)

6- Copy the following:

I'm from France.

Where are you from?

Practice Time

وقت الممارسة

Unit 1

Lesson 3

Page 3

Practice Time

A. Listen and repeat.

What time

is it ?

It's

one o'clock.
two fifteen.



2 : 15

B. Listen and repeat. Then practise with a partner.

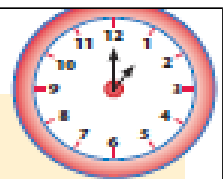
- What time is it ?
It's ten fifteen.
- What time is it ?
It's eleven forty-five.
- What time is it ?
It's twelve twenty-five.
- What time is it ?
It's one thirty.
- What time is it ?
It's two o'clock.
- What time is it ?
It's three fifty-five.

What time

is it ?

It's

one o'clock.
two fifteen.



2 : 15

Practice Time

- What time is it?
It's ten fifteen.



- What time is it?
It's eleven forty-five.



- What time is it?
It's twelve twenty-five.



- What time is it?
It's one thirty.



- What time is it?
It's two o'clock.



- What time is it?
It's three fifty-five




Structures قواعد لغوية


The Time الوقت

للأسئلة عن الساعة:-

- 1- What's the time? كم الساعة
- 2- What time is it? كم الساعة



It's seven o'clock



It's four o'clock



It's two thirty



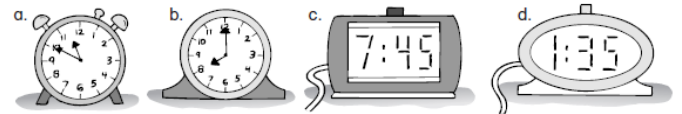
It's three forty-five

Practice Time




A. Look and write the letter.

What time is it?



1. _____ It's one thirty-five.
2. _____ It's eleven fifty.
3. _____ It's eight o'clock.
4. _____ It's seven forty-five.

B. Look and write.



5 What Time Is It?

(Melody: Mary Had a Little Lamb)

What time is it?
It's three o'clock.
Three o'clock.
Three o'clock.
What time is it?
It's three o'clock.
It's three o'clock right now.

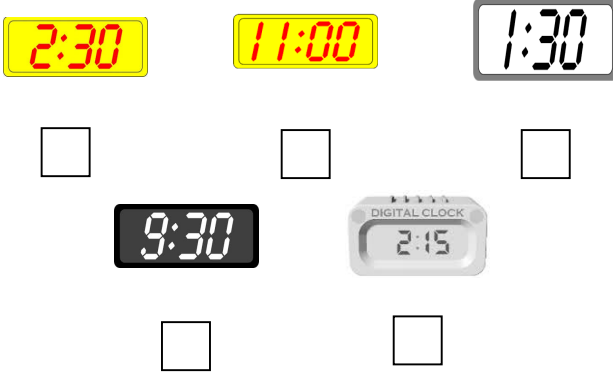
What time is it?
It's four forty-five.
Four forty-five.
Four forty-five.
What time is it?
It's four forty-five.
It's four forty-five right now.

What time is it?
It's five fifteen.
Five fifteen.
Five fifteen.
What time is it?
It's five fifteen.
It's five fifteen right now.



General Exercises Practice Time

1- Listen and number the pictures:



- 1- It's one thirty.
- 2- It's two thirty.
- 3- It's eleven o'clock.
- 4- It's nine thirty.
- 5- It's two fifteen.

2- Choose the correct words between brackets:

- 1- time is it?
(How - Who - What)
- 2- It's seven
(clock - o'clock - watch)
- 3- one thirty.
(It's - It - is)
- 4- What time it?
(It's - It - is)
- 5- It's o'clock
(thirteen - thirty - three)

مع تمنياتي بالتفوق

مستتر أحمد الخولي

مدرس أول لغة إنجليزية

01212583184

01114604979

3- Read and match A with B:

A	B
1- What time	a- five.
2- It's	b- English very well.
3- It's six thirty	c- take a shower.
4- Oh. You speak	d- is it ?
	e- seven o'clock.

4- Write a sentences under each picture:



.....

.....

Phonics Time

وقت الصوتيات

Unit 5

Lesson 4

Page 40

Phonics Time

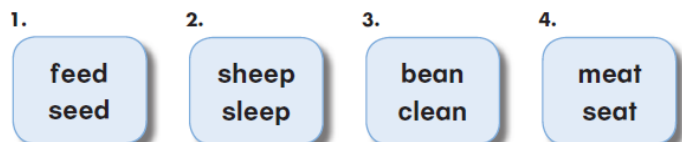
A. Listen and repeat.



B. Do they both have long e? Listen and write ✓ or X.



C. Read the words.



D. Look at C. Listen and point.

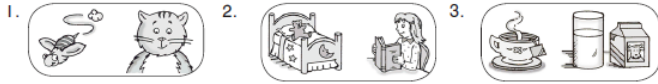
E. Listen and match.



Phonics Time



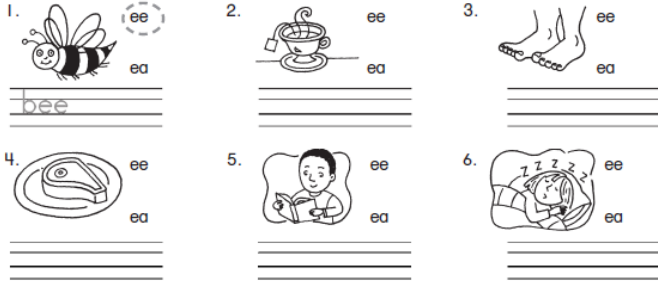
A. Which picture has long e? Look and circle.



B. Which picture has a different long vowel sound? Write X.



C. Circle and write.



General Exercises Phonics Time

1- Unscramble and write:

1- is - time - What - it ?

.....

2- forty - It's - two - five.

.....

3- brother - is - This - my.

.....

4- She's - school - walking - to.

.....

5- o'clock - three - It's.

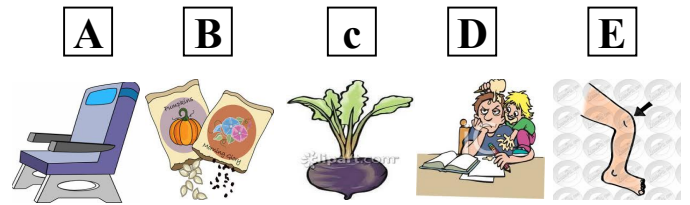
.....

2- Punctuate the following:

it's three o clock.

.....

3- Match the words with the pictures:



..... beet.

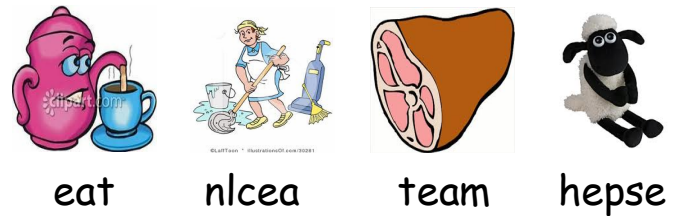
..... knee.

..... bait.

..... seeds.

..... seat.

4- Unscramble the words under the pictures:



.....

5- Write a sentences under each picture:



.....

.....

6- Punctuate the following:

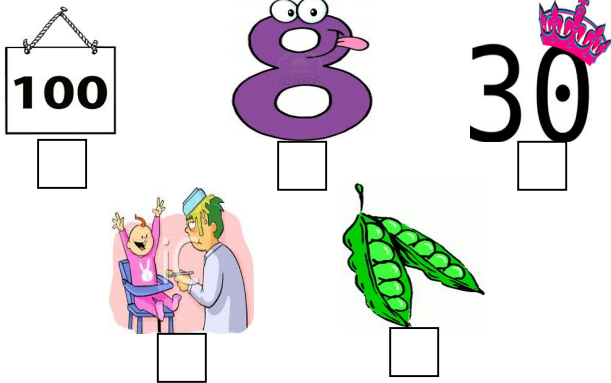
it's four o clock.

.....

مع تمنياتي بالتفوق
مستر أحمد الخولي.
مدرس أول لغة إنجليزية
01212583184
01114604979

Test 5

1- Listen and number the pictures:



- 1- peas. 2- eight.
3- feed. 4- hundred.
5- thirty.

2- Listen and fill in the gaps:

A: Where are you ?
B: I'm from France.
A: Oh. You speak English
very
B: Thank you very much

3- Read and match A with B:

A	B
1- What time	a- you from?.
2- Where are	b- four fifteen..
3- It's	c- is it?
4-I'm.	d- from Egypt.
	e- you in?

4- Choose the correct words between brackets:

- 1- It's four right now.
(o'clock - watch - clock)
2- Nice to you.
(meat - meet - met)
3- What time it?
(am - is - are)
4- It's o'clock.
(two - twenty - thirty)
5- Where are you ?
(in - at - from)

5- Unscramble the words under the pictures:



seap tfee dfee tesa

6- Write a sentences under each picture:



7- Punctuate the following:

i'm from France

8- Copy the following:

I like tea.

Heba is my sister

TIME FOR ENGLISH

STUDENT'S BOOK

PRIMARY THREE
First Term

Unit 6

At the flower shop

في محل الزهور



© Can Stock Photo - csp7952385



مع تمنياتي بالتفوق
مسترا أحمد الخولي.



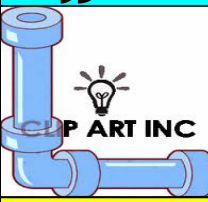



مدرس أول لغة إنجليزية

01212583184

01114604979

Vocabulary كلمات الوحدة الأولى

وردة flower	محل shop	أحمر red
أبيض white	أصفر yellow	أزرق blue
أخضر green	أسود black	برتقالي orange
بني brown	وردي pink	رمادي gray
بنفسجي purple	دراجة bike	خمسة five
طائرة ورق kite	ضوء light	ليل night

ضيق 	صحيح 	ماسورة 
tight	right	pipe
عضة 	يختبئ 	يركب 
bite	hide	ride

Conversation Time

وقت المحادثة

Unit 6

Lesson 1

Page 45



At the Flower Shop


Conversation Time

A. Listen and repeat.

B. Listen and find the speakers.

C. Role-play the conversation with a partner.

Where do you live ?
I live in Oakville.
Oh, really ? Me, too.
I like it. It's a nice place.



D. Review. Listen and repeat.

This is for you. Thank you.



Where do you live ?

I live in Giza

Oh, really ? Me, too.

I like it. It's a nice place.

Match :

A: Where do you live?

B: I live in Giza.

A: Oh, really? Me, too.

B: I like it. It's a nice place.



Conversation Time


Where do you live?


Oh, really? Me, too!


I live in Oakville.


I like it. It's a nice place.

A. Look and circle.

1. 
What do you live?
Where do you live?
Where does you live?


2. 
I live in Oakville.
It's alive in Oakville.
I live Oakville.

3. 
Really, Oh! Me, too.
Oh, really? Me, two.
Oh, really? Me, too.

4. 
I like it. It's a nice place.
You like it. It's a nice play.
I like it. It's a nine place.

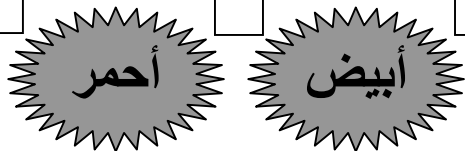

B. Your turn. Draw and write.

Where do you live?



General Exercises Conversation Time

1- Listen and number the pictures:



1- flower.

2- shop

3- red.

4- white.

5- yellow.

2- Choose the correct words between brackets:

1- Where you live?

(am - do - is)

2- I in Giza.

(like - live - from)

3- is for you.

(This - They - Oh)

4- Oh, ? Me, too.

(rally - really - very)

5- It's a place.

(mice - rice - nice)

3- Punctuate the following :

where do you live

.....

4- Read and match A with B:

A	B
1- I live	a- Me, too.
2- Oh, really?	b- do you live?
3- I like it.	c- in Giza.
4- Where	d- are you doing?
	e- It's a nice place.

5- Unscramble the words under the pictures:



rewfol



utbertlyf

pohs

ptea

6- Write a sentences under each picture:

Giza



.....

.....

7- Listen and fill in the gaps:

A: Where do you ?

B: I live in Giza.

A: Oh, really? Me, too.

B: I it. It's a nice place.

8- Copy the following:

I live in Giza.

01212583184

01114604979

مستر أيمن

مع تمنياتي بالتفوق

مستر أحمد الخولي.

مدرس أول لغة إنجليزية

01212583184

01114604979

وقت الكلمات

Unit 6

Lesson 2

Page 46

1.  red
2.  yellow
3.  blue
4.  green
5.  orange
6.  brown
7.  white
8.  black



B: Listen and write the letter:

- a: blue, blue.
b: black, black.
c: red, red.
d: orange, orange.
e: white, white.
f: green. Green.
g: yellow, yellow.
h: brown, brown.

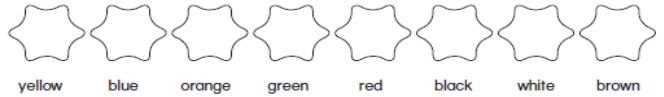
مع تمنياتي بالتفوق
مستز أحمد الخولي.

مدرس اول لغه انجلیزیه

01212583184

01114604979

Word Time





















A. Read and match. Then colour.

1. yellow 2. red 3. green 4. brown 5. blue 6. white



B. Unscramble and write. Then colour.

1.  nereg  erd  lewoyl  hetwi
 green    
 5.  uleb  klabc  argneo  wornb
    

General Exercises

Word Time

1- Listen and fill in the gaps:

A: This for you.


B: Thank



2- Read and match \mathcal{A} with \mathcal{B} :

\mathcal{A}	\mathcal{B}
1- Oh, really?	a- you live?
2- Where do	b- for you.
3- I live	c- Me, too
4- This is	d- are .
	e- in Giza.

3- Unscramble the words under the pictures:



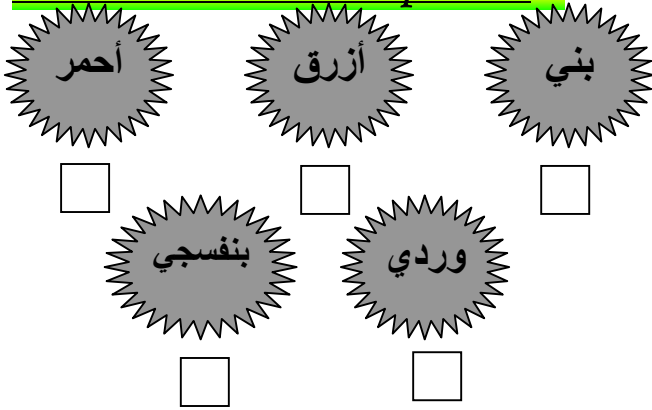
der

hwiet

ubel

rgene

4- Listen and number the pictures:



1- blue.

2- brown

3- pink.

4- red.

5- purple.

5- Choose the correct words between brackets:

- 1- do you live?
(Where - What - What)
- 2- is a nice colour.
(Bird - Giza - Green)
- 3- I live Giza.
(at - in - on)
- 4- This is you.
(for - four - far)
- 5- Oh, really?, too.
(Mine - My - Me)

6- Copy the following:

This is for you.

I love my mother.

Practice Time

وقت الممارسة

Unit 6

Lesson 3

Page 47

Practice Time




A. Listen and repeat.

This is | red.
That's | a red flower.

That's = That is

These | are | yellow.
Those | are | yellow flowers.

B. Listen and repeat. Then practise with a partner.



This is | red.
That's | a red flower.

That's = That is

These | are | yellow.
Those | are | yellow flowers.

Practice Time

- That's a white.
That's a white flower




- Those are orange.
Those are oranges flowers



- These are yellow.
These are yellow flowers



- This is red.
This is red flowers.



- These are blue.
These are blue butterflies



- Those are green.
Those are green trees



Structures قواعد لغوية

Demonstrative pronouns أسماء الاشارة



This

هذا (للمفرد القريب)



That

ذلك (للمفرد البعيد)



This tree.



That tree.



These

هؤلاء (للجمع القريب)



Those

أولئك (للجمع البعيد)



These books.



Those books.

Practice Time

This is yellow.

That's a green tree.

These are red flowers.

Those are black.



A. Look and check (✓) the correct box. Then colour.

1.


☐

This is red.

☐

Those are red.

2.


☐

Those are green trees.

☐

That's a green tree.

3.


☐

These are black birds.

☐

This is a black bird.

4.


☐

That's an orange flower.

☐

Those are orange flowers.

B. Colour and write.

1.



This is a butterfly

2.



3.



4.





The Colour Chant



This is white.

This is a white dog.

This is white.

This is a white dog.

That's black.

That's a black bird.

That's black.

That's a black bird.

These are orange.

These are orange flowers.

These are orange.

These are orange flowers.

Those are green.

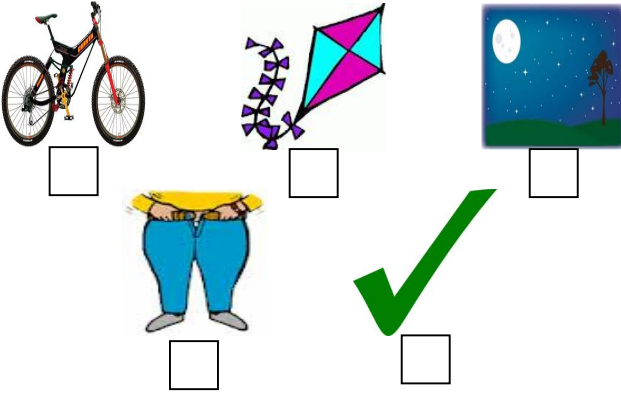
Those are green trees.

Those are green.

Those are green trees.

General Exercises Practice Time

1- Listen and number the pictures:



- 1- It's tight.
- 2- It's night.
- 3- It's my kite.
- 4- That's right.
- 5- This is my bike..

2- Choose the correct words between brackets:

- 1- is a red flower.
(This - These - Those)
- 2- Those green trees.
(is - am - are)
- 3- That is a blue
(trees - butterflies - flower)
- 4- These are bees.
(yellow - flower - cats)
- 5- are orange cakes.
(That - This - Thse)

مع تمنياتي بالتفوق

مستشار أحمد الخولي

مدرس أول لغة إنجليزية

01212583184

01114604979

3- Read and match A with B:

A	B
1- Those are	a- a red flower.
2- That is	b- is a big bag.
3- These	c- is it?
4- This	d- blue cars.
	e- are white books.

4- Write a sentences under each picture:



Phonics Time

وقت الصوتيات


Unit 6

Lesson 4

Page 48

Phonics Time

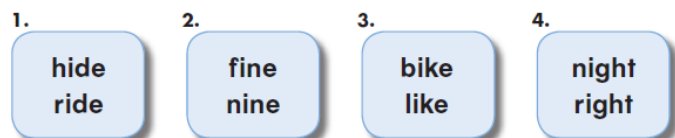
A. Listen and repeat.



B. Does it have long i? Listen and write ✓ or X.



C. Read the words.



D. Look at C. Listen and point.

E. Listen and match.



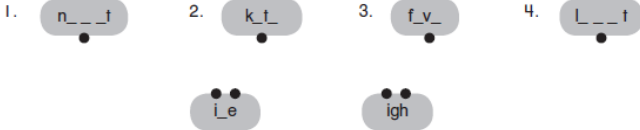
Phonics Time




A. Which pictures have long i ? Circle.



B. Match and write.



C. Circle and count the long i words.



How many long i words? _____

General Exercises Phonics Time

1- Unscramble and write:

1- is - red - This - a - flower .

2- is - That - blue - butterfly - a.

3- brother - is - This - my.

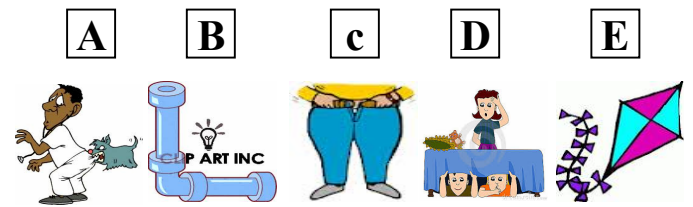
4- These - my - are - oranges.

5- friend - my - is - Mona.

2- Punctuate the following:

this is a blue car

3- Match the words with the pictures:



..... tight.


..... pipe.

..... bite.

..... kite.

..... hide.

4- Unscramble the words under the pictures:



der

hwiet

ubel

rgene

5- Write a sentences under each picture:



6- Punctuate the following:

this is my car

مع تمنياتي بالتفوق
مستر أحمد الخولي.

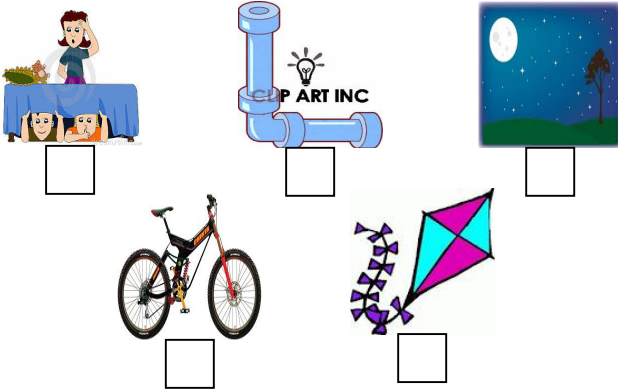
مدرس أول لغة إنجليزية

01212583184

01114604979

Test 6

1- Listen and number the pictures:



1- bike.

2- kite.

3- pipe.

4- hide.

5- night.

2- Listen and fill in the gaps:

A: Where you live?

B: I live Giza.


3- Read and match A with B:

A	B
1- This is	a- too, me.
2- These are	b- a red flower.
3- Where do	c- Me, too.
4- Oh, really?	d- you live?
	e- red flowers.

4- Choose the correct words between brackets:

- are red flowers.
(Those - That - This)
- you finished?
(Do - Is - Are)
- They playing tennis.
(am - is - are)
- He's walking school.
(to - at - for)
- What she doing?
(am - is - are)

5- Unscramble the words under the pictures:



kinp

bckla

ubel

rgene

6- Write a sentences under each picture:



7- Punctuate the following:

where do you live

8- Copy the following:

I like juice.

Mona is my sister