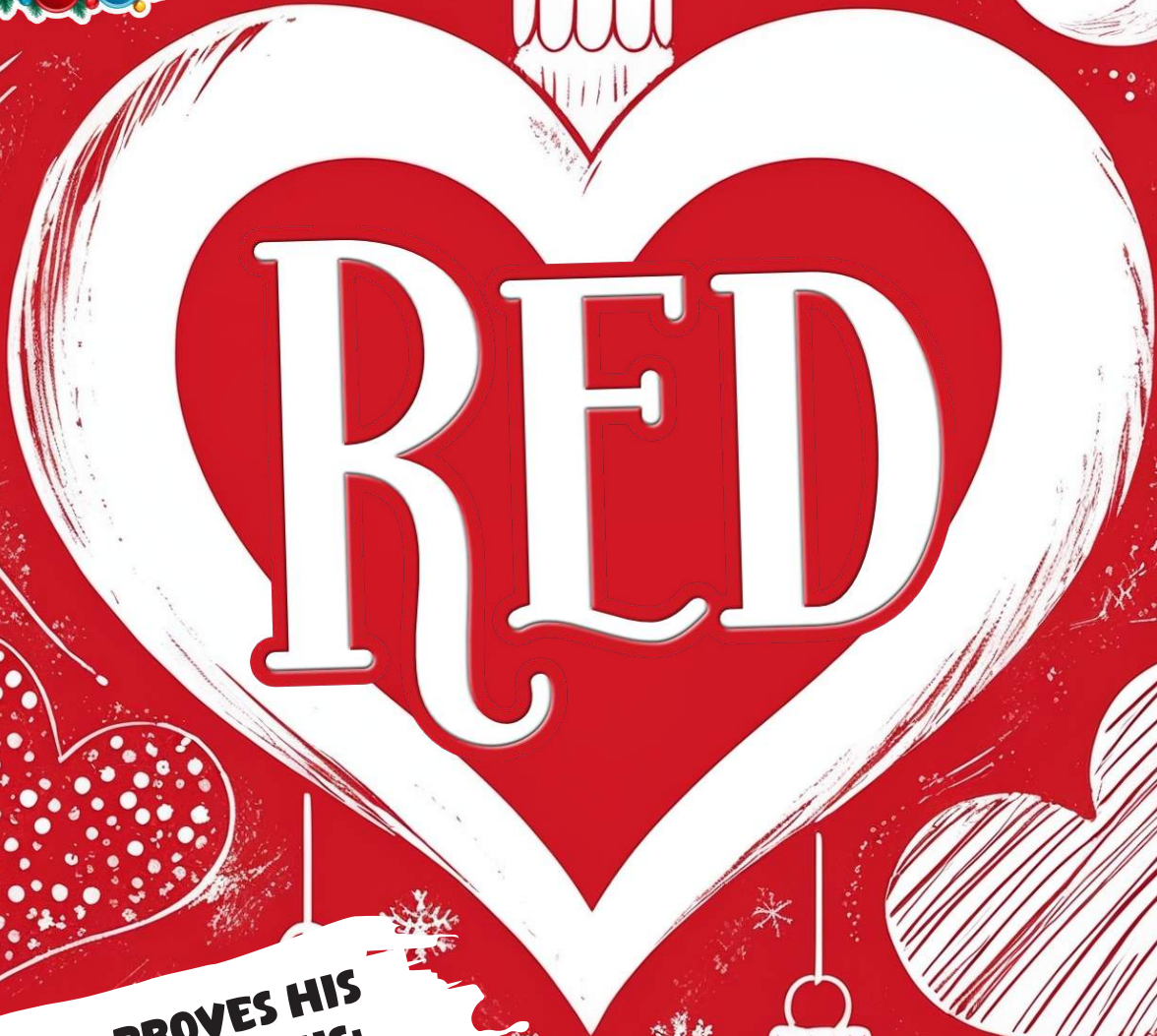
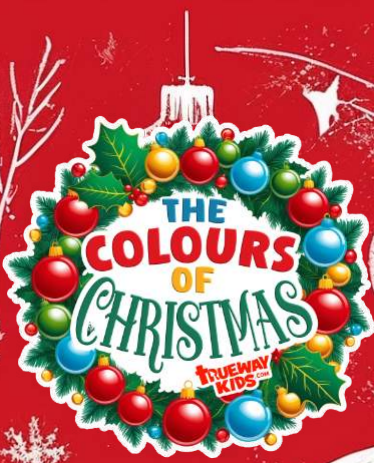


SESSION 2



**"BUT GOD PROVES HIS
LOVE FOR US IN THIS:
WHILE WE WERE STILL
SINNERS, CHRIST DIED
FOR US." — ROMANS 5:8**



**TRUEWAY
KIDS.COM**



Session 2 - Love and Sacrifice (Red)

Objective: By the end of this session, your child will understand that the colour red symbolises the deep love and sacrifice of Jesus. They will learn about the announcement of Jesus' birth to Mary and Joseph, and how this marked the beginning of Jesus' journey to save us from our sins through His ultimate sacrifice.

Main Scripture: Romans 5:8; Matthew 1:18-25

Focus of the Christmas Story: The Angel's Announcement to Mary and Joseph

Memory Verse: "But God demonstrates his own love for us in this: While we were still sinners, Christ died for us." — Romans 5:8

Main Points:

Introduction: Begin by revisiting the prophecy from the last session, which spoke of the coming of a Saviour. Remind your child that God promised to send someone who would bring everlasting life. Today, we're going to focus on the colour red, which represents love and sacrifice—two things that are deeply connected to Jesus. Explain that red is often seen during Christmas as a symbol of the love Jesus has for us, a love so strong that He was willing to give up His life to save us.

Mary and Joseph: Read Matthew 1:18-25 together. This passage tells the story of the angel's announcements to Mary and Joseph. Start by explaining that the angel Gabriel appeared to Mary to tell her that she would have a very special baby, Jesus, who would save His people from their sins. The angel told Mary to name Him Jesus, which means "God saves." Then, an angel appeared to Joseph in a dream, confirming that the child Mary was carrying was from God, and he should name Him Jesus because He would save people from their sins.

Activity: Exploring the Meaning of Names - Before discussing the meaning of Jesus' name, take some time to look up the meaning of your children's names, as well as the names of family members or friends. Use a name book or an online resource to find the meanings. Talk about how names can have special meanings and how those meanings can reflect something important about a person. This activity will help your child understand the significance of names and prepare them to appreciate the meaning of Jesus' name.

The Meaning of Jesus' Name: Now, explain the significance of Jesus' name. The angel told Mary and Joseph to name Him Jesus because it means "God saves." This name was a sign of what Jesus would do—He would save His people from their sins. Just like people's names have a special meaning, Jesus' name had the most special meaning of all because it pointed to His mission on earth: to bring salvation to everyone who believes in Him.

Colour Red Lesson: Red is a very important colour in the Bible. It can remind us of love, like the hearts we draw to show people we care. But it also points to something much bigger—how much Jesus loves us. When Jesus died on the cross, He gave everything for us because He loves us so much. The Bible says that His blood cleanses us from all sin (1 John 1:7), which means that He washes away the things we've done wrong and makes our hearts clean and new.

Jesus didn't wait for us to be perfect or to do everything right. Even though we make mistakes and sin, He gave His life so we could be forgiven and close to God again. His love is a gift!

Discuss with your child how God showed His love to us by sending Jesus, even though we didn't deserve it. This is called grace—a gift we receive not because we earned it, but because God loves us so much. Just like the gifts we receive at Christmas, Jesus' sacrifice was the greatest gift of all, given to us out of love.

Reflection on Love and Sacrifice: Talk to your child about the different ways we see love and sacrifice in our lives. For example, parents might sacrifice their time or resources to take care of their children, or friends might show love by being kind and helpful. Explain that Jesus' love and sacrifice were far greater than anything we can imagine—He gave up His life so that we could be saved from our sins.

Ask your child how they can show love to others, especially during the Christmas season. Encourage them to think about ways they can be kind, helpful, or forgiving, just as Jesus showed love to us.





© 2024 truewaykids.com

The time came for Jesus to complete His mission of love.

He was arrested, beaten, and nailed to a cross, taking the punishment for our sins.

This was the greatest act of love the world had ever known.

The colour red reminds us of the sacrifice Jesus made on the cross, allowing us to be forgiven and have a relationship with God.

But the story didn't end there. Three days later, Jesus rose from the dead, proving that His love is more powerful than death. Through Jesus' sacrifice, we can experience God's love forever.



THE GIFT OF LOVE

One day, in a quiet town, a young woman named Mary received a visit from an angel named Gabriel.

The angel said, "Do not be afraid, Mary; you have found favour with God. You will conceive and give birth to a son, and you are to call him Jesus. He will be great and will be called the Son of the Most High".

Mary was amazed and a little frightened, but she trusted God.

She knew that this baby, Jesus, was the fulfilment of God's promise to send a Saviour who would show the world the depth of God's love.



© 2024 truewaykids.com

Joseph, who was engaged to Mary, felt troubled when he learned she was going to have a baby. He was planning to split up with her quietly.

But one night, while he was sleeping, an angel of the Lord appeared to him in a dream.

The angel said, "Joseph, son of David, do not be afraid to take Mary as your wife, because what is conceived in her is from the Holy Spirit. She will give birth to a son, and you are to name him Jesus, for He will save His people from their sins."




As Jesus grew, He lived a life full of love and compassion.

Wherever He went, He showed people the love of God. Jesus healed the sick, welcomed those who were rejected, and taught about the kingdom of God. His every word and action reflected love.

He also taught that true love is shown through sacrifice, saying, "Greater love has no one than this: to lay down one's life for one's friends."

Jesus knew that His greatest act of love would be giving His life on the cross to save the world from sin.



The time came for Jesus to complete His mission of love.

He was arrested, beaten, and nailed to a cross, taking the punishment for our sins.

This was the greatest act of love the world had ever known.

The colour red reminds us of the sacrifice Jesus made on the cross, allowing us to be forgiven and have a relationship with God.

But the story didn't end there. Three days later, Jesus rose from the dead, proving that His love is more powerful than death. Through Jesus' sacrifice, we can experience God's love forever.



THE GIFT OF LOVE

One day, in a quiet town, a young woman named Mary received a visit from an angel named Gabriel.

The angel said, "Do not be afraid, Mary; you have found favour with God. You will conceive and give birth to a son, and you are to call him Jesus. He will be great and will be called the Son of the Most High".

Mary was amazed and a little frightened, but she trusted God.

She knew that this baby, Jesus, was the fulfilment of God's promise to send a Saviour who would show the world the depth of God's love.



© 2024 truewaykids.com

Joseph, who was engaged to Mary, felt troubled when he learned she was going to have a baby. He was planning to split up with her quietly.

But one night, while he was sleeping, an angel of the Lord appeared to him in a dream.

The angel said, "Joseph, son of David, do not be afraid to take Mary as your wife, because what is conceived in her is from the Holy Spirit. She will give birth to a son, and you are to name him Jesus, for He will save His people from their sins."



As Jesus grew, He lived a life full of love and compassion.

Wherever He went, He showed people the love of God. Jesus healed the sick, welcomed those who were rejected, and taught about the kingdom of God. His every word and action reflected love.

He also taught that true love is shown through sacrifice, saying, "Greater love has no one than this: to lay down one's life for one's friends."

Jesus knew that His greatest act of love would be giving His life on the cross to save the world from sin.

GROUP GAMES

BOY, GIRL, FOOD, PLACE

Objective: To reinforce the meaning of names and how Jesus' name means "God saves," through a fun word association game.

Materials Needed:

Paper and Pens

Instructions:

1. Divide the children into two teams or individuals.
2. Draw four columns on the board or paper and label them: "Boy," "Girl," "Food," and "Place."
3. The leader picks a letter of the alphabet and calls it out.
4. The players then have a set amount of time (e.g., 1 minute) to come up with a boy's name, a girl's name, a food, and a place that all start with that letter.
5. After time is up, the players share their answers. If they have unique answers (none has the same word), they earn 2 point per correct word. Is someone else shares the answer, they each get 1 point.
6. Continue with different letters until one team reaches a set number of points or until a certain number of rounds have been played.

Reflect: After the game, discuss the meaning of names, especially focusing on the name Jesus, which means "God saves." Explain that just as the children had fun coming up with different names and words, the name Jesus is special because it reminds us of His mission to save us from our sins.

RED RELAY RACE

Objective: Engage in a fun relay that highlights the special value of love and sacrifice, symbolised by the colour red.

Materials Needed:

Two bowls, each filled with folded pieces of paper (some marked red, others marked with different colours)

Instructions:

1. Divide the children into two teams.
2. Place a bowl filled with folded pieces of paper at the opposite end of the room or play area from where the teams are lined up.
3. When the leader says "Go!", the first child from each team runs to the bowl, picks one folded piece of paper, and races back to their team.
4. Once back, the child unfolds the paper in front of their team. If the paper has a red mark, their team earns 1 point.
5. The next child in line takes a turn running to the bowl, selecting another piece of paper, and repeating the process.
6. The first team to collect x points (x red papers) wins the game.

Reflect: After the game, gather the children and explain that just like they sought the red papers, Jesus sought us out because of His great love. He came to bring us into a relationship with God, showing us how valuable and special we are to Him.



BIBLE MEMORY VERSE


Key Bible Verse: Romans 5:8

Memory Verse: "But God proves His love for us in this: While we were still sinners, Christ died for us."
— Romans 5:8

Activity: "Heart Puzzle" Memory Verse Challenge

1. Cut out heart shapes from red construction paper.
2. Write different parts of the memory verse, Romans 5:8, on each heart piece. (For a challenge, use fewer words on each piece.)
3. Mix up the heart pieces and place them on a table.
4. Have each child take turns picking up a heart piece, reading the part of the verse on it, and bringing it back to their spot.
5. Once all the pieces are gathered, challenge the child to put the heart puzzle together in the correct order.
6. As they complete the puzzle, have them recite the full memory verse, Romans 5:8.





**BUT GOD PROVES
HIS LOVE FOR US
IN THIS: WHILE WE
WERE STILL
SINNERS, CHRIST
DIED FOR US.**

ROMANS 5:8

MEMORY VERSE CARDS



"But God proves His
love for us in this:
While we were still
sinners, Christ died
for us."
– Romans 5:8



"But God proves His
love for us in this:
While we were still
sinners, Christ died
for us."
– Romans 5:8



"But God proves His
love for us in this:
While we were still
sinners, Christ died
for us."
– Romans 5:8



"But God proves His
love for us in this:
While we were still
sinners, Christ died
for us."
– Romans 5:8



"But God proves His
love for us in this:
While we were still
sinners, Christ died
for us."
– Romans 5:8



"But God proves His
love for us in this:
While we were still
sinners, Christ died
for us."
– Romans 5:8



"But God proves His
love for us in this:
While we were still
sinners, Christ died
for us."
– Romans 5:8



"But God proves His
love for us in this:
While we were still
sinners, Christ died
for us."
– Romans 5:8

Name of Jesus Word Search

Heart shaped


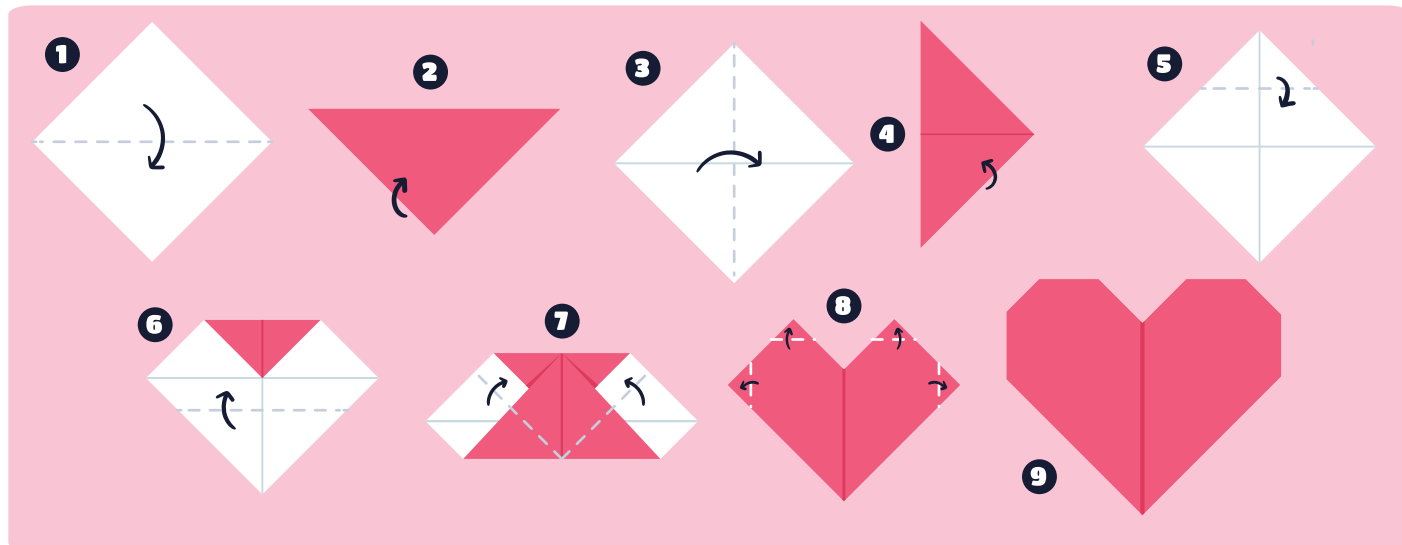
K	E	G	L							S	F	J							
R	J	G	S	S	L					A	K	L	H	N	T				
F	T	Q	T	G	N	I	W			P	D	X	B	T	L	S	M		
L	Z	R	B	S	N	T	X	I	U	M	R	F	Y	F	F	R	E	T	E
S	F	T	K	I	I	R	Q	T	I	G	U	A	R	W	A	G	F	U	Z
V	V	Q	E	R	K	U	C	H	Q	A	Q	S	J	T	H	H	H	V	B
I	Z	Y	S	H	F	O	U	A	N	E	J	O	N	I	P	T	P	E	V
M	M	A	G	C	O	I	G	I	Y	X	N	N	R	O	L	X	G	U	U
Q	U	N	A	W	G	V	F	S	X	J	T	O	C	S	A	B	H	I	M
T	O	L	G	A	N	A	B	S	L	Q	U	F	D	R	G	Z	U	G	D
L	X	Q	H	I	S	K	E	E	E	R	G	W	A	E	Q	Q	X		
I	L	K	K	T	O	M	U	D	E	O	Z	Z	M	H	P				
E	F	D	A	S	Y	P	N	O	M	D	G	I	O	C	L				
W	P	R	U	A	P	A	G	E	S	M	W	V	D						
	L	E	S	W	I	M	F	E	C	Y	B	H							
		L	E	E	T	M	O	D	S	C	N								
			J	H	A	E	B	E	A	W									
			T	I	Y	M	R	E											
			L	P	A	R													
			Q	L															

Jesus
Emmanuel
Saviour
Messiah
Christ
Lamb of God


King of Kings
The Way
Redeemer
Alpha
Omega
Son of God











Origami Heart



Count the hearts





Cut and glue the heart



Heart Nativity Ornament

TRUEWAY
KIDS.COM



What you need:

Heart template
Colouring equipment
Scissors
Hole-punch
String or Ribbon

What to do:



Colour the heart template.

(Optional: Add glitter or stickers)



Cut around the heart.

(Optional: Glue back to back or add a Bible verse to back)



Punch a hole in the top and tie through a ribbon.





Names of Jesus Garland

TRUEWAY
KIDS.COM



What you need:

Printed template with names of Jesus on stars and hearts

Colouring Equipment

Scissors

Glue (if needed for assembly)

String or ribbon

Hole punch

What to do:



Colour the Stars and Hearts.

Option to write more names for Jesus or Bible verses on blank hearts and stars.





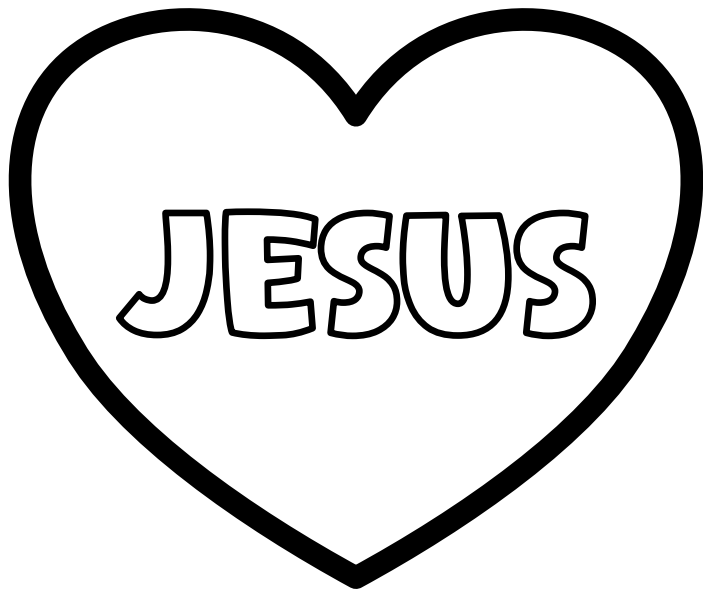
Cut out the heart and star shapes.









Help the children punch a hole at the top of each star and heart.

Thread the shapes onto a piece of string or ribbon, alternating between stars and hearts.















WORSHIP TIME

Recommend worship songs. Not produced by Trueway Kids. YouTube Videos to be used for personal use only.

Story Video: Red - The Gift of Love

<https://youtu.be/O8CNDrk4CQg>

For God So Loved the World - John 3:16

https://youtu.be/OTMQ6_ekpHc

Jesus loved the little children

<https://youtu.be/BBhTfVpf7CU>



PRAYER TIME

Dear God,

Thank You for sending Jesus to save us.

Thank You for the great love that He showed by dying on the cross for our sins.

Help us to remember His sacrifice and to show love to others, just as You love us.

In Jesus' name, Amen.

NEXT SESSION

White

If you haven't already done so, sign up to receive future lesson by email.

truewaykids.com/subscribe/



K E G L S F J
 R J G S S L A K L H N T
 F T Q T G N I W P D X B T L S M
 L Z R B S N T X I U M R F Y F F R E T E
 S F T K I I R Q T I G U A R W A G F U Z
 V V Q E R K U C H Q A Q S J T H H V B
 I Z Y S H F O U A N E J O N I P T P E V
 M M A G C O I G I Y X N N R O L X G U U
 Q U N A W G V F S X J T O C S A B H I M
 T O L G A N A B S L Q U F D R G Z U G D
 L X Q H I S K E E R G W A E Q Q X
 I L K K T O M U D E O Z Z M H P
 E F D A S Y P N O M D G I O C L
 W P R U A P A G E S M W V D
 L E S E W I M F E C Y B H
 L E E T M O D S C N
 J U H A E B E A W
 T I Y M R E
 L P A R
 Q L

